



# CMS Transportation Operationalizing the Student Experience

December 2022

# Background



Over the years CMS has increased the number of magnet programs offered, resulting in greater complexity and a growing demand for transportation

School transportation services in districts across the nation have been challenged due to the lack of drivers and mechanics

CMS staff must operationalize the adopted budget while creating improvements to overall transportation service for our students, as such, recommended changes are necessary

In order to optimize the transportation system under the current conditions and demands of program growth, the department has explored alternative service modes to increase system efficiencies and improve the student experience, while reducing cost

CMBE policy governs and articulates that students will be provided CMS transportation to magnet programs.

16 magnet themes; 47 schools

12 magnet themes; 43 schools

12 magnet themes; 43 schools

magnet themes at schools

## School Choice Magnet Themes

International Baccalaureate

World Language & Dual Language Immersion

Digital Marketing, Multimedia & Design

Montessori

Visual and Performing Arts

# Alignment to Adopted Budget

Reductions and modifications to core services are considered to navigate the budget and close the budget gap.

In 2021-2022 a \$3.2 million reduction was made which included reducing cost associated

# Transportation Statistics



District Area: 546 Square Miles

District Enrollment: 141,217 Students (20<sup>th</sup> Day Enrollment Numbers)

Assigned Students for Transportation: 2022-2023: 111,877 or 78.17 %

Number of Buses In Operation: 853 (925 w/ Exceptional Children)

Avg Miles Per Year: 20 million

Total Number of Bus Runs Per Day: 4,875


On-time Performance:

AM – 93.4%

PM – 88.0%

Bus Driver Vacancies: 35

Drivers on Leave: 39





# Wake County Comparison

Board Policy & Transportation

Magnet Programming & Access

Express Transportation

Roadmap Implementation

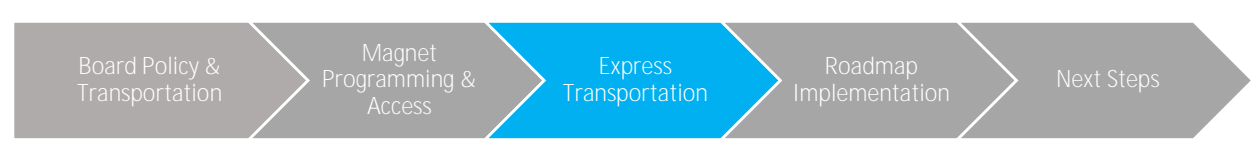
Next Steps

42 schools with Express service

13 schools are 'parent provide'

within 5 miles but some are up to 10. Try to keep sites

# Magnet Transportation



## Express Route Schools 2023-2024

Total Students Impacted 5151

1. Harding IB & Berry Technical Academy
2. East Mecklenburg High School
3. Hawthorne & Military Global Leadership
4. North Mecklenburg High School
5. Northwest School of Arts
6. Secondary Montessori @ JT Williams
7. South Mecklenburg High School
8. UNCC
9. EE Waddell
10. PACE – district wide program
11. CPCC – Central Campus

## Why were these schools chosen?

1. Alleviates impact to elementary and middle students.
2. Express routes will only be offered at the high school magnet programs listed.
3. Current bus routes cover the largest geographic and resultant daily mileage.
4. Modifying current routes will yield improved service for all district schools.



Full magnet students eligible for transportation would be assigned to their express site closest to home. Campus Security Associates would assist in safety support.

An estimated 2,000 fewer students, based on assigned students, will be picked up between 4:58am – 6:00am.

An estimated 5,211 students may experience a stop change.

Estimated 1 hour and 15-minute reduction in run length on the bus for schools that implement express stop.


We estimate a total of 1,335,600 or 6.67% of annual miles reduced by adjusting to Express routes.

Northwest School of the Arts would require a bell time adjustment.



# Northwest School of the Arts

2015-2016 Enrollment: 1,015



Board Policy & Transportation

Magnet Programming & Access

Express Transportation

Roadmap Implementation

Next Steps

2022-2023 Enrollment: 1,041





Questions?

Thank You

[www.cms.k12.nc.us](http://www.cms.k12.nc.us)